




smartHinge

brief description:

smartHinge is the original and best stayless side-rail box hinge. With a round knuckle and integral 93° stop, it's simply the most elegant, easiest to fit box hinge there is. Introduced in 2011, and with over 20,000 pairs sold to discerning box makers worldwide, it is well tried, tested and trusted.

main features:

- no quadrant stay and no 'L' shape - a simple, robust 93° stop is subtly incorporated into the unique format 3 finger round knuckle
- supports the heaviest of lids
- round ended leaves for easy fitting into routed mortices
- no other box hinge is easier to fit - four passes, screw in place, job done!
- simple, elegant design
- beautifully made and finished in the UK
- available in polished brass, stainless steel and gold-plated
- easiest to fit 'retrospectively'
- matches *smartLock* exactly



Here is a small sample of the superb work by box makers, professional and amateur alike, who have put their trust in the **smartHinge**.

full description and context:

Fitting hinges has been the bane of box makers' lives for as long as there have been box makers. For most of box making history there have broadly only been 3 alternatives:

- a hinge formed of material or leather - bound to fail eventually
- a simple butt hinge - doesn't incorporate a stop
- a 'quadrant' hinge - incorporating a stop, but fussy to fit


Introduced early in 2011, *the smartHinge* solves all these problems in one fell swoop: an elegant, robust hinge with an integral stop, needing only four routed mortices before being screwed in place.

Consequently the *smartHinge* has become many box makers' hinge of choice.

But the fine tolerances needed to manufacture the *smartHinge* consistently have often meant that, despite initial enthusiasm, manufacturers haven't been prepared to persevere to iron out the problems posed by its ongoing and demanding production, so many have fallen by the wayside.

To the frustration of many converts this has led to numerous periods during the 12 years since its introduction when it's not been available. Nevertheless, over 20,000 pairs have been sold to discerning box makers worldwide and now, with an excellent new UK manufacturer in place, I can offer the *smartHinge* again with confidence.

As with my other hardware, the *smartHinge* is not just a marginal upgrade of an existing hinge - it's designed from scratch to be the best box hinge it can be. Everything about the *smartHinge* exudes quality and it has regularly been described as the Rolls Royce of box hinges.



Some more excellent work by regular **smartHinge** users

full list of features:

- *smartHinge* has no quadrant stay - but nevertheless stops the lid securely at exactly 93°. Many others lean back too far which starts to exert excessive stress on the knuckle and the screws. Any less and the lid looks too 'upright'. At the heart of this innovative hinge is a beautifully conceived but simple hidden stop incorporated into the knuckle. And because there's no separate stay to accommodate, fitting doesn't require digging out fussy, angled excavations under the hinge flaps.

- *smartHinge* isn't L-shaped - this 'legacy' feature was only ever necessary on cheap hinges made from sheet material. But the redundant 'L' shape has inexplicably been perpetuated by certain 'quality' hinge manufacturers, complicating fitting as a result and even necessitating expensive templates.

- *smartHinge* has a round knuckle - almost all other stayless side-rail hinges achieve the stop by having a square or partially square knuckle. This requires an extra machining operation to allow the knuckle to rotate and spoils the look of the back of your box. A round knuckle allows the hinge to be fitted in the traditional 'correct' position, with the centre of the pin aligned with the back of your box. This also means that only a minimal gap opens up between lid and box when open.

- *smartHinge* has a unique, robust, unequal 3 finger knuckle - the way it should be! The perfect combination for strength and function.

- *smartHinge* is extremely easy to install - the *smartHinge*'s key features outlined above make it very simple to fit. One pass for each leaf using an 8mm cutter [5/16" for US] on a basic table-mounted router setup - drill, screw in place and job done! No messing around with unwieldy hand-held


routers or expensive templates. And because they are precision made and absolutely consistent the result is 100% accurate. Every time.

- there's a 0.3mm gap between the leaves when closed - this ensures that the polished leaves don't make contact with each other when the box is closed. It also allows for a small amount of adjustment if the front of the lid and box don't meet perfectly when closed.



More **smartHinge** users' work ...

- *smartHinge* is much more than a marginal upgrade of an existing hinge - it has been designed from scratch with every element being carefully considered to ensure that it is the very best stopped side rail hinge available.




- *smartHinge* isn't mass produced - it's made in small batches with the utmost care to ensure that it's unrivalled in consistency, finish, quality, design and function.
- screw holes are incorporated into shallow vertical chimneys. This places the screw heads fractionally below the surface of the hinge leaves, hiding any shadow that might be present due to inconsistent screw heads.
- *smartHinge* is good looking - you could be forgiven for thinking that all this emphasis on the ease of fitting and function would in some way involve a compromise in the way it looks. But definitely not - for all its other advantages, the simple, elegant good looks of the *smartHinge* will fit in with, and enhance, almost any style of box.



- *smartHinge* has a superb partner in crime - the matching *smartLock*. *smartLock* is the original and best high quality box lock - the only 1/4 turn, 'live action', full mortice box lock available. And complements *smartHinge* perfectly!

- *smarHinge* is customisable - as is the matching *smarLock*. Because the screw holes are well in from the ends of the leaves, these can easily be squared off for a more traditional look. Or otherwise customised - the possibilities are endless ...



- *smarHinge* is extremely easy to fit retrospectively - we've all done it, avoided the hinge issue until it's too late! The result: you have a perfectly good box for which you can't find suitable hinges. Well, the *smarHinge* is the best hinge there is to solve this all-too-common problem. As long as your box has a wall thickness of 10mm or more, the *smarHinge* will do the job for you. Simply, easily, elegantly.

one recent customer has trusted *smarHinge* with a VERY valuable product:



Costing a cool **£33,500.00**, the recently launched Glenfiddich 50 year old whisky, laid down way back in 1973 [as well as their 1984 and 1987 releases], is being offered in bespoke cases, each of which employ 2 pairs of chemically blacked *smarHinges*.


From Glenfiddich's description of this exceptionally expensive liquid:

" ... layers of woody beeswax join the bright zing of lemon sherbet. A fresh breeze carries a whisper of honeysuckle and sweet fruits ... "

... well, you get the picture!

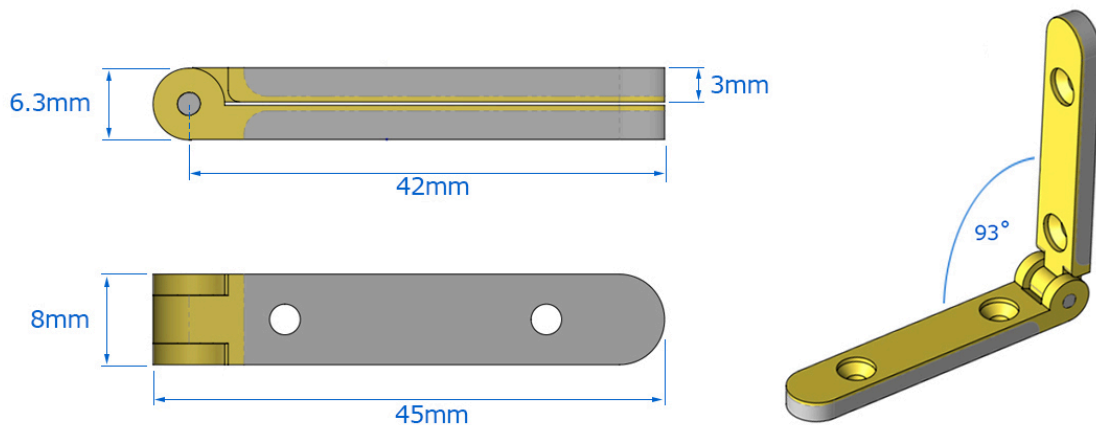
For the full description, more info, and to 'register interest', see the [Glenfiddich website](#).





Yet more beautiful work incorporating **smartHinges** ...

smartHinge dimensions:



- leaves are 8mm wide, actually $7.96 \text{ mm} \pm 0.03$ to cater for 8mm and $5/16''$ cutters
- leaves are 3mm thick and when parallel [closed] there is a 0.3mm clearance between the leaves
- 45mm long overall
- 42mm to centre of the pin
- opening to 93° stop angle
- screws are $5/8''$ no.3 countersunk brass wood screws including plenty of spares

